

Lighting installation and maintenance

Aether

! WARNING

Beware of electric shock/beware of burns/install correctly

Please install strictly according to the instructions.
Improper installation may cause accidents such as falling, electric shock, fire, etc.
Please do not modify the lamps or replace parts at will.
Avoid accidents such as lamps falling, electric shock, fire, etc.
To ensure safety, be sure to connect the ground wire before connecting the power cord. Do not use in places where corrosive gas and oil pollution may occur.
Avoid accidents such as falling, electric shock, fire, etc.

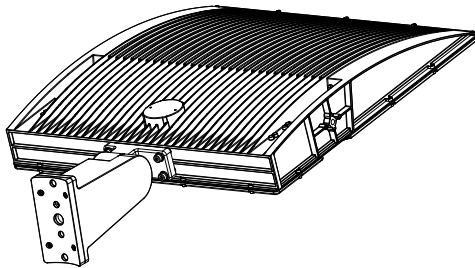
Precautions before wiring



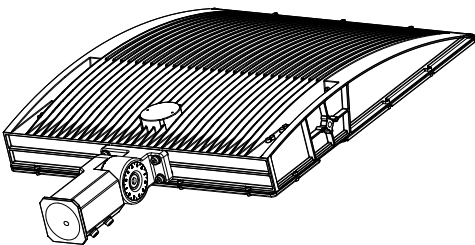
Electrical parameter requirements
Please be sure to connect to the mains power supply that complies with the requirements of the lamp parameter label




Grounding requirements:
This lamp needs to be grounded. Please ground it reliably according to the standards of the country where it is located



Straight pole side wall installation



Single arm light pole sleeve installation



Bracket installation

Connect the power cord

1. To ensure safety, be sure to connect the ground wire before connecting the external power cord.
2. Match the external power cord with the L, N and ground wire of the lamp input wire one by one, and do not connect them incorrectly.
3. After the external power cord is connected to the lamp input wire, take insulation measures to avoid accidents such as electric shock and fire.

Lamp maintenance

1. In order to use this product safely and efficiently, please clean and inspect it regularly (once every 6 months). If not inspected, long-term use may cause accidents such as fire, electric shock, and lamp falling.
2. When the lamp needs to be cleaned, please use a soft cloth dipped in neutral detergent, wring it out and wipe it, then wipe it clean with a dry cloth. Do not use detergents or organic solvents other than neutral detergents to wipe the lamp to avoid causing problems such as discoloration, deterioration, reduced strength or damage to the lamp.
3. Please do not spray insecticide on the lamps, otherwise it will cause the lamps to discolor or be damaged.



WARNING, ELECTRIC SHOCK HAZARD