

Lighting installation and maintenance

GALILEO

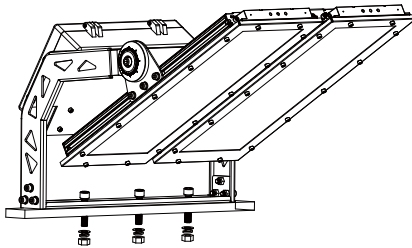
! WARNING

- Please cut off the power supply during installation or maintenance
- Improper installation of the lamp may cause the lamp to fall, please follow the instructions
- Do not touch the light source when the lamp is working
- Do not replace any cracked protective cover

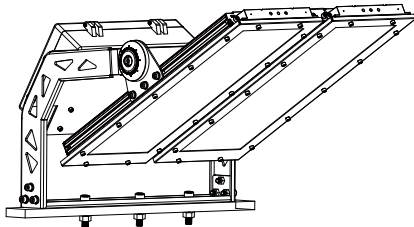
I Install

Preparation before installation

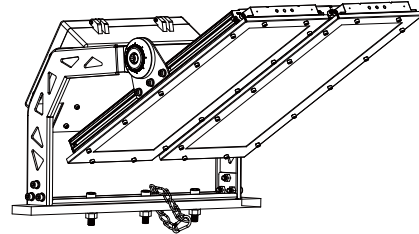
- Before installation, be sure to cut off the power supply to prevent electric shock.
 - Confirm the size and appearance of the lighting fixtures according to Figure 1
- ※ If the strength is not enough, it is easy to cause accidents such as lamp falling.



1. Put on the screws, flat washers, spring washers and nuts.



2. Tighten the screws and nuts with a wrench.



3. Wrap the safety rope around the bracket and the light pole several times and connect it with a buckle.

Connect the power cord

- To ensure safety, be sure to connect the ground wire before connecting the external power cord.
- The external power cord should be inserted from the wiring hole on the side of the cover.
- Align the external power cord with the L, N, and ground wire of the lamp input wire. Do not connect them wrongly.
- After the external power cord and the lamp input wire are connected, take insulation measures to avoid accidents such as electric shock and fire.



Lighting maintenance

- In order to use this product safely and efficiently, please clean and inspect it regularly (once every 6 months). If it is not inspected, long-term use may cause accidents such as fire, electric shock, and lamp falling.
 - When the lamp needs to be cleaned, please use a soft cloth dipped in neutral detergent and wring it out, then wipe it with a dry cloth.
- Do not use detergents or organic solvents other than neutral detergents to wipe the lamp to avoid problems such as discoloration, deterioration, reduced strength or damage to the lamp.
- Please do not spray insecticide on the lamp, otherwise it will cause discoloration or damage to the lamp.



WARNING, ELECTRIC SHOCK HAZARD